

RedLine garagegear Storage Cabinets

RedLine cabinets are designed to give you years of trouble-free service. We build in quality and dependability before you put anything in them.

Unlike many other brands of garage cabinets, garagegear cabinets were designed specifically for the typical garage environment.

Mix and match design

Garagegear cabinets come in two styles...Workbench Cabinets, for those

who need work surfaces and specialized storage, and Slimline Cabinets, for use when space is limited. However, you're not limited in your choice of styles. These cabinets share common dimensions and hardware, and can



Bi-fold doors
Need only 7" of space to open.

be mixed and matched to fit virtually any space requirements.

Designed for everyday use

First and foremost, RedLine garagegear Cabinets have been designed for the user. Wide-opening cabinet doors and full-extension drawers make access easy. Durable finishes and tough work surfaces need little or no maintenance. And a wide variety of components and accessories are available to fit any need.

Workbench Cabinets

When you need storage and a work surface for use as a workshop, gardening or hobby center, our Workbench cabinets are the answer.

With a variety of upper and lower cabinets, tall storage cabinets, specialty pullouts, and drawer units, these cabinets are great to store and organize your tools and supplies and keep everything in reach.

Tough work surfaces are designed to withstand heavy every-day use. Our black urethane tops resist oil, grease and most household chemicals, and our attractive butcher block tops are made from some of the hardest maple available. You'll never worry about using these surfaces.



Workbench Storage Cabinets

Upper, lower and tall cabinets in more than 300 variations.

Tough skinned


They say beauty is only skin deep, but the skin on these cabinets is as tough as it is beautiful. The powder-coating on all exterior surfaces completely seals everything – no seams or cracks – and creates a hard surface that will withstand cold, heat, humidity, oil, grease, household chemicals, dirt and grime, all found in the garage. And the finishes are as attractive as they are durable, with multiple exciting colors from which to choose.



Off-the-floor design

RedLine cabinets hang on the wall to eliminate two of the biggest problems with freestanding units; moisture on the floor, and uneven floors.

Unlike other systems, our hang rails are 2" wide for greater strength and stability, while at the same time creating a natural pathway for wiring.



Quality throughout

All drawers are constructed from 9-ply Baltic birch plywood, and feature time-tested dovetail construction for long-life durability. Full-extension drawer slides feature precision ball-bearings for a maintenance-free life. And individual drawers are rated at more than 50 pound capacity.



These are cabinets you'll use and enjoy for a lifetime.

Built to last

From powder-coated finishes to tough work surfaces, we build our cabinets to withstand the extremes of temperature and humidity found in the typical garage and still function efficiently.

Quality materials throughout ensure a long trouble-free life. Cabinet doors swing open quietly and easily on hidden

heavy-duty, adjustable hinges that will last the life of the cabinets.



Drawers are constructed from superior birch plywood for strength and feature time-tested interlocking dovetail construction for durability. Full-extension drawer glides feature precision ball-bearings for strength and extended wear.

Personalized storage and workspaces

Whatever your needs and lifestyle... gardening, woodworking, auto shop, sports... we will custom design a solution just for you. And add-ons, such as storage wall, overhead storage racks, and color coordinated door handles, can create the perfect space you've always wanted.

These are cabinets you can use every day for a lifetime!



Slimline Cabinets

32" wide in depths of 12", 16".



Slimline Lockers

16" wide in depths of 12", 16".

Slimline Cabinets

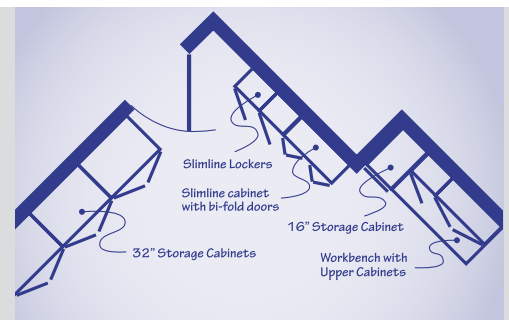

What if your space is limited? Slimline Cabinets are unique in the industry, and have been designed to fit into spaces that other cabinets can't. With a choice of single door or bi-fold doors, these cabinets can fit in areas with less than 20" of depth and as little as 16" of width.

Cabinets with bi-fold Doors

Slimline cabinets feature bi-fold doors (far left) which open wide for easy access to cabinet interiors but need only 7" of clearance to open.

Lockers

16" wide cabinets feature a single door, and are great for family members to use as lockers or for general storage.



Functional design

RedLine cabinets were designed from the start to be functional and user-friendly. Wide opening doors and full-extension drawers ensure easy access. Shelves can be adjusted to suit individual needs. All surfaces can be easily cleaned. These cabinets will be a pleasure to use for years to come.

Work surfaces that can take a beating

Our black urethane work surfaces are coated with the same material used on truck beds, creating a water-tight, chemical-resistant finish.

Butcher block tops are constructed of 1-1/4" hardwood maple with a clear protective coating. This beautiful wood will withstand heavy use for years to come.

Unmatched flexibility

Whether you have a lot of room, or your space is limited, our Agents can design the perfect solution for you. Garagegear cabinets offer sizes and styles to fit virtually any space, and are available in up to three depths. Our competitors only offer single depth cabinets.